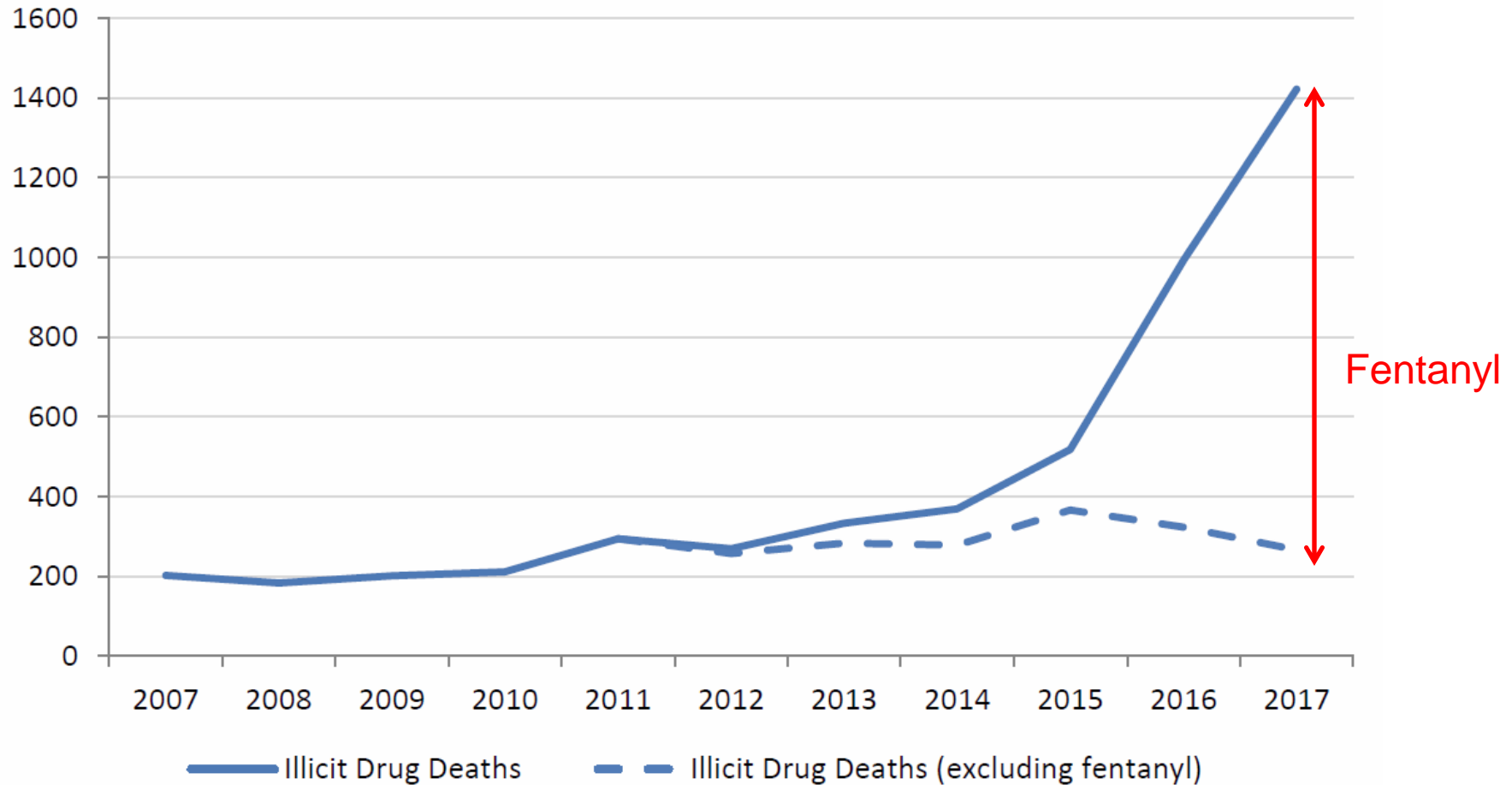


# BC's Opioid Overdose Emergency in the Vancouver Coastal Region

## Vancouver Coastal Caucus

**Dr. Mark Lysyshyn, Medical Health Officer**  
**Vancouver Coastal Health**  
**April 24, 2018**

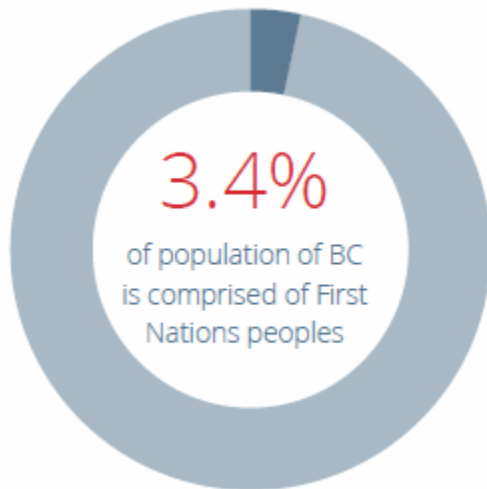
# BC Overdose Deaths



Source: BC Coroner's Service

# Impact on BC First Nations

DATA FROM OVERDOSE EVENTS IS TAKEN FROM JANUARY 31, 2015 - NOVEMBER 30, 2016  
DATA FROM OVERDOSE DEATHS IS TAKEN FROM JANUARY 31, 2015 - JULY 31, 2016



First Nations people are **5X** more likely than non-First Nations to experience an overdose event

First Nations people are **3X** more likely than non-First Nations to die due to an overdose

# Gender and Age

**Illicit Drug Overdose Deaths by Gender, 2007-2017<sup>[2]</sup>**

Gender	2007	2008	2009	2010	2011	2012	2013	2014	2015	2016	2017
Female	47	49	55	49	82	75	79	86	102	196	249
Male	155	134	146	162	212	194	254	283	416	797	1173
Total	202	183	201	211	294	269	333	369	518	993	1422

**Illicit Drug Overdose Deaths by Age Group, 2007-2017<sup>[2]</sup>**

Age Group	2007	2008	2009	2010	2011	2012	2013	2014	2015	2016	2017
10-18	5	6	2	4	4	5	6	3	5	12	23
19-29	33	36	46	40	74	61	94	83	117	207	269
30-39	53	48	51	49	75	61	77	101	135	264	392
40-49	70	42	57	66	77	66	74	85	126	233	334
50-59	36	43	33	45	54	56	61	72	108	226	286
60-69	4	8	12	7	10	19	21	25	26	48	110
70-79	1	0	0	0	0	1	0	0	1	3	8
Total	202	183	201	211	294	269	333	369	518	993	1422

# Impact on BC First Nations



THE OPIOID EMERGENCY HAS EQUALLY AFFECTED FIRST NATIONS MEN AND WOMEN

Across BC, First Nations population overdose events have affected: **52% men** and **48% women**.

Non-First Nations overdose events in BC have affected: 71% men | 29% women

---

FIRST NATIONS OF ALL AGES ARE AT A HIGHER RISK OF OVERDOSE EVENTS AND DEATH

**1,903** First Nations OD Events between January 1, 2015 - November 30, 2016

**60** First Nations OD Deaths between January 1, 2015 - July 31, 2016

# Geographic Distribution

**Illicit Drug Overdose Death Rates by Health Services Delivery Area per 100,000, 2007-2017<sup>[4-7]</sup>**

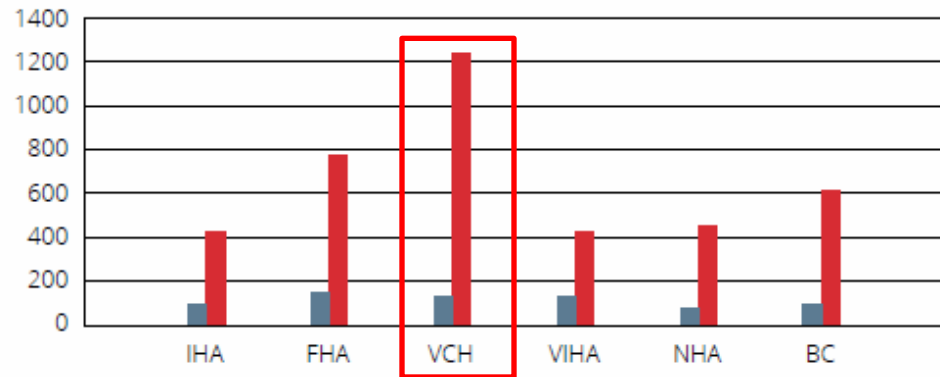
HSDA	2007	2008	2009	2010	2011	2012	2013	2014	2015	2016	2017
East Kootenay	2.7	2.6	1.3	0.0	1.3	2.6	5.2	5.1	2.6	16.6	7.7
Kootenay Boundary	5.2	0.0	2.6	3.9	5.1	5.1	2.6	3.8	7.6	12.7	24.1
Okanagan	3.9	2.6	4.3	5.2	8.1	4.6	9.4	7.6	11.7	21.2	40.8
Thompson Cariboo	7.5	5.1	7.8	7.4	2.3	4.1	6.8	5.9	5.8	29.0	28.0
Fraser East	3.3	5.1	3.2	7.8	10.9	7.0	7.0	5.5	13.8	22.3	33.8
Fraser North	3.3	3.8	3.8	4.2	4.0	4.8	5.5	8.1	11.3	15.4	20.8
Fraser South	4.3	4.2	3.7	5.3	8.0	7.2	6.7	7.6	11.7	20.1	27.7
Richmond	0.0	0.5	1.6	2.0	2.0	0.5	1.5	1.5	2.9	6.6	11.1
Vancouver	9.5	6.1	9.6	6.6	10.9	10.1	12.3	15.3	20.4	34.8	52.8
North Shore/Coast Garibaldi	1.9	3.0	2.2	2.2	2.9	2.2	4.3	5.3	5.3	11.0	14.7
South Vancouver Island	5.9	8.6	4.1	3.5	4.6	5.4	7.0	6.2	6.6	20.6	26.6
Central Vancouver Island	3.2	2.3	5.0	2.3	6.5	7.6	9.1	9.4	10.8	21.3	33.4
North Vancouver Island	5.2	5.1	4.2	3.4	8.3	3.3	7.5	5.8	9.1	22.9	29.2
Northwest	2.7	2.7	0.0	4.1	1.4	0.0	8.2	2.7	8.4	14.2	9.9
Northern Interior	5.0	2.1	3.6	5.0	5.6	8.4	5.6	7.7	10.7	17.3	23.0
Northeast	3.1	1.5	1.5	4.5	10.4	8.6	7.1	11.2	5.6	23.5	23.2
Total	4.7	4.2	4.6	4.7	6.5	5.9	7.3	7.9	11.0	20.9	29.6

# Impact on BC First Nations

## ANNUALIZED OVERDOSE EVENT

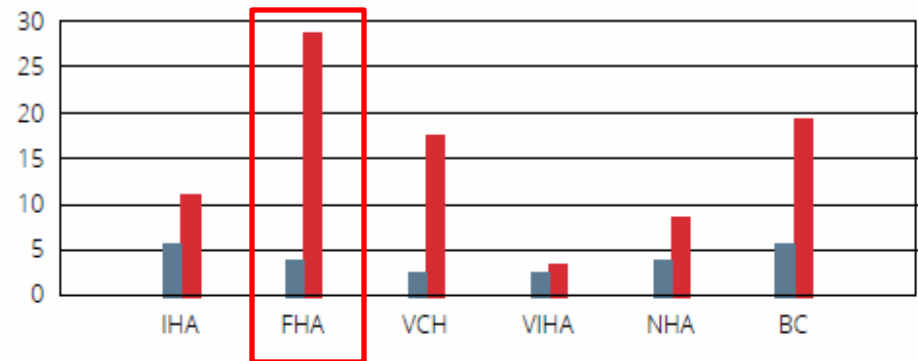
Rate / 100,000 by Population and Health Authority  
January 1, 2015 - November 30, 2016

- NON-FIRST NATIONS
- STATUS FIRST NATIONS



## ANNUALIZED OVERDOSE FATALITY

Rate / 100,000 by Population and Health Authority  
January 1, 2015 - July 31, 2016



# Location of Death

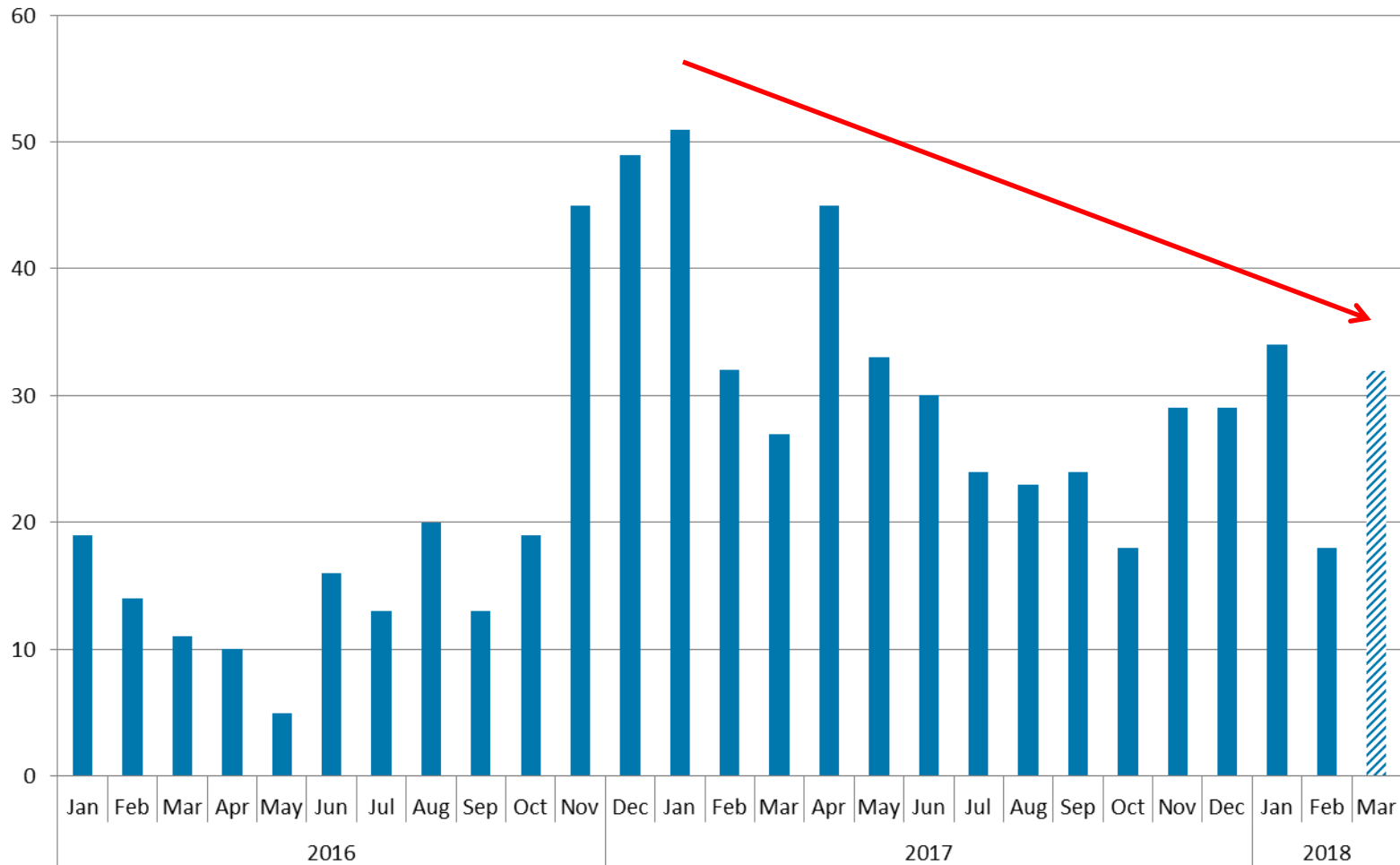
## Illicit Drug Overdose Deaths by Place of Injury, BC, 2016-2017<sup>[2]</sup>

	2016	2017
Inside:		
Private Residence	614 (61.8%)	848 (59.6%)
Other Residence	232 (23.4%)	346 (24.3%)
Other Inside	37 (3.7%)	55 (3.9%)
Outside	106 (10.7%)	162 (11.4%)
Unknown	4 (0.4%)	11 (0.8%)
Total	993	1422

\* 84% of overdose deaths occur inside residences

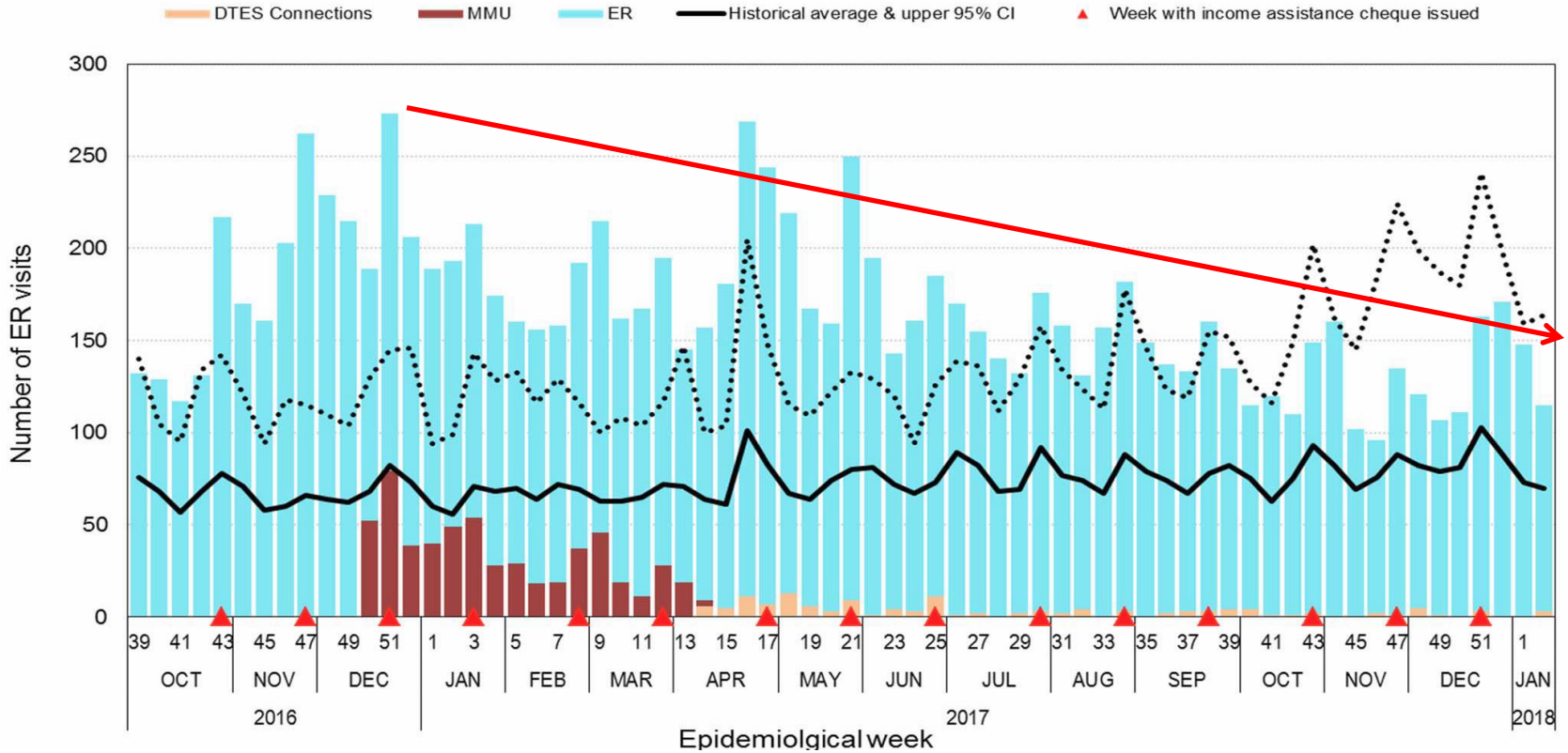


# Overdose Deaths in Vancouver

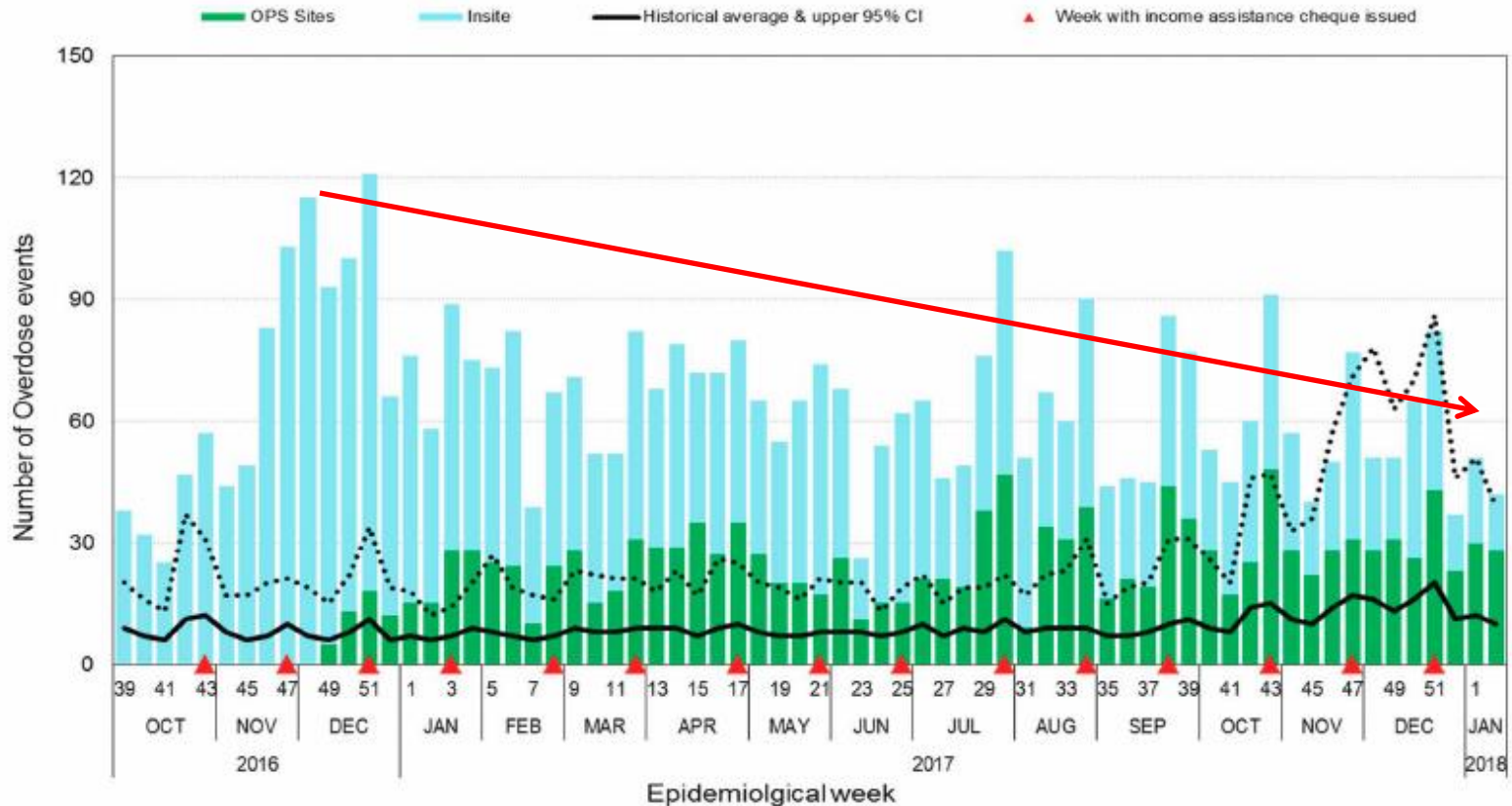


Source: BC Coroner's Service and Vancouver Police Department

# VCH Emergency Overdose Visits



# VCH Community Overdoses



# Priority Actions and Interventions


- Prevent people who overdose from dying:
  - Naloxone
- Keep people safe when using substances:
  - Supervised consumption sites, Overdose prevention sites, Drug checking
- Create an accessible range of treatment options:
  - Overdose outreach, Opioid agonist therapy
- Support people on their healing journeys:
  - Community action teams

# Urban Aboriginal Partnerships

- Support to MVAEC and Urban Indigenous Opioid Task Force
- New coordinator to support Western Aboriginal Harm Reduction Society (WAHRS)
- Culture Saves Lives – Anwe (Cloud Project) – Increasing access to cultural and healing circles in existing DTES services
- RainCity Indigenous Program – Internal and external capacity building and cultural safety for RainCity services
- Portland Hotel Society:
  - Enhanced overdose support for Community Managed Alcohol Program (Drinkers Lounge)
  - Bridge funding for SPRT Sisters

# First Nations Community Partnerships

- All 14 First Nation communities in the VCH region are THN distribution sites
- Squamish Nation Knock for Naloxone



What else should we be doing together to keep aboriginal people safe and healthy in the VCH region?